

LR GLOBAL BANGLADESH ASSET MANAGEMENT COMPANY

LISTED MUTUAL FUND PERFORMANCE SUMMARY

Thursday, 25th Mar, 2020

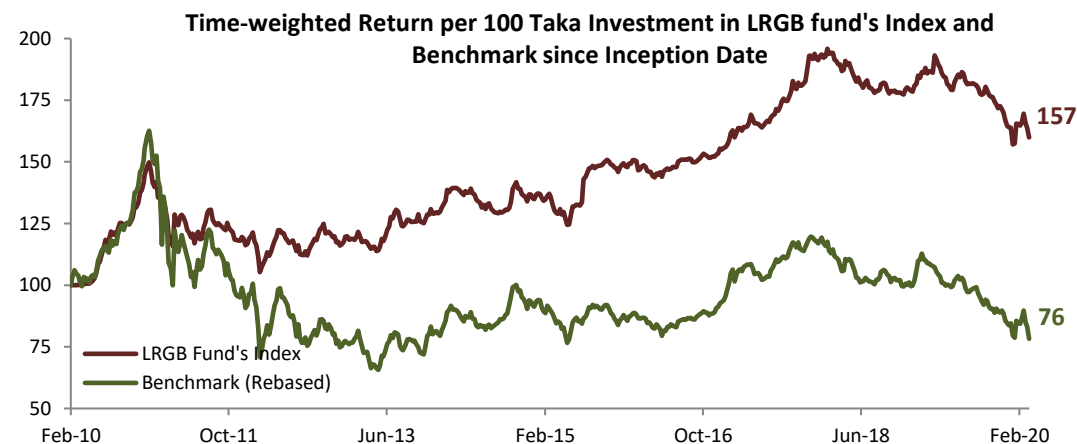
Fund Performance Comparison

Index Name	Weekly Return	1-Month Return	3-Month Return	6-Month Return	YTD Return	1-Year Return	2-Year Return*	3-Year Return*	4-Year Return*	5-Year Return*	Since Inception*	Alpha over Benchmark*
LRGB Fund's Index	-0.1%	-5.1%	-4.0%	-11.2%	-4.2%	-18.6%	-8.9%	-1.4%	1.8%	3.5%	4.6%	3.5%
Benchmark	0.8%	-10.5%	-10.1%	-16.7%	-9.3%	-29.1%	-16.2%	-11.0%	-2.7%	-3.0%	-2.7%	

*All the returns which represent more than one-year return and all the alphas are annualized. Inception date is taken as 4th February, 2010

Performance Summary

	LRGB Funds	Benchmark
Annualized Return since inception	4.6%	-2.7%
Annualized Standard Deviation since Inception	11.0%	20.9%
Sharpe Ratio	0.0	-0.3
Annualized Alpha	3.5%	
Beta	0.46	
Up-Market Capture Ratio	0.39	
Down-Market Capture Ratio	0.53	



Calculation Methodology:

- Benchmark:** In January 27, 2013, DSE launched a new benchmark DSEX (free float adjusted index) which was developed by S&P. The previous benchmarks (DGEN, DSI & DS20) have been discontinued by DSE. 2013 benchmark return has been restated by combining DSEX & DGEN. All the benchmark returns before 2013 have been calculated based on DGEN.
- Inception Date of the Indices:** 04 February, 2010 is the inception date for LRGB Funds' NAV Index and Benchmark (Rebased), all of whose base values were fixed at 100 at inception. This is the first reporting date of the first fund that was launched, and is currently managed by LR Global Bangladesh. All data used in this performance presentation sheet, annualized or total, are since this inception date.
- LRGB Funds' NAV Index:** This index consists of net assets of all the listed mutual funds managed by LR Global Bangladesh with the following tickers DBH1STMF, GREENELMF, AIBL1STMF, MBL1STMF, LRGLOBMF1 and NCCBLMF1.
- Net Asset Value of Constituent Funds of the Indices:** Starting from 04, February, 2010, the NAV of each fund constituting either the LRGB NAV Funds' Index or All Listed Mutual Fund Index has been taken from the DSE website on the start of every week. The weekly change in NAV of each fund is usually based on market movements from every Sunday to Thursday, with occasional variation depending on national holidays.
- Weekly Return on Net Asset Value Calculation:** The time-weighted weekly return of LRGB Funds' Net Assets have been calculated as:

$$\text{Return for the Week, Tw} = \frac{\text{Latest Reported NAV in Week W(t)} - \text{Addition of Funds during the Week} + \text{Dividend for the Week} - \text{Last Reported NAV in Week W(t-1)}}{\text{Last Reported NAV in Week W(t-1)}}$$
 Adjustments for addition of new funds/withdrawal of funds as dividends have been made as and when needed. The calculation methodology used here is in line with the Global Investment Performance Standards.
- Weekly Index Change:** The weekly change in LRGB Funds' Index is calculated as: $\text{Index T} = (1 + \text{Tw}) * \text{Index T-1}$, where, Index T=Index at the end of the week; Tw= Weekly return on net asset value; Index T-1=Index at the end of the previous week. Index returns longer than a 1-year period have been annualized.
- Sharpe Ratio:** The risk-free rate for the Sharpe ratio has been taken as the average of the cut off yields of 364-day T-bills auctioned by Bangladesh Bank per month from February 2010 to the relevant date.
- Alpha:** $\alpha = \{\text{Funds Return (r)} - \text{Risk free rate}\} - \text{Beta } (\beta) * \{\text{Benchmark Return (r)} - \text{risk free return}\}$.
- Beta:** Beta has been calculated by doing regression on the weekly returns of LR Global NAV index and the Benchmark from inception to reporting date.
- Up-Market Capture Ratio:** The ratio is calculated using monthly returns of the LRGB Index and Benchmark during a period of consecutive positive monthly returns by the Benchmark from March '10 to November '10.
- Down-Market Capture Ratio:** The ratio is calculated using monthly returns of the LRGB Index and Benchmark during a period of consecutive negative monthly returns by the Benchmark from December '10 to May '13.

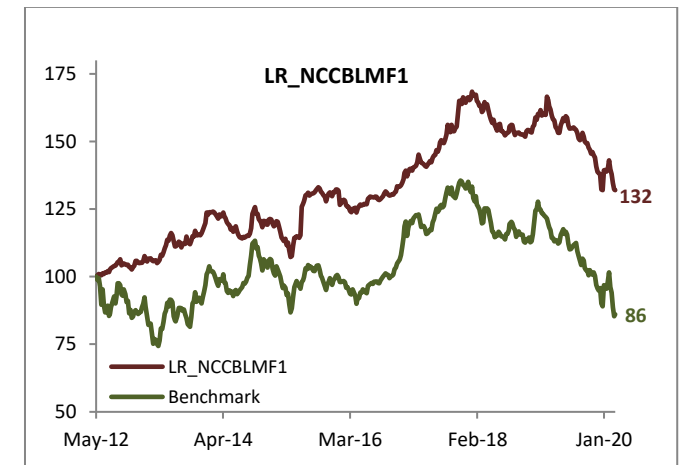
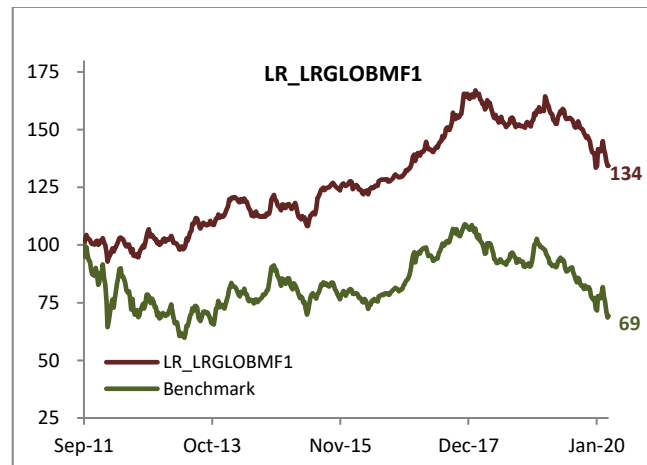
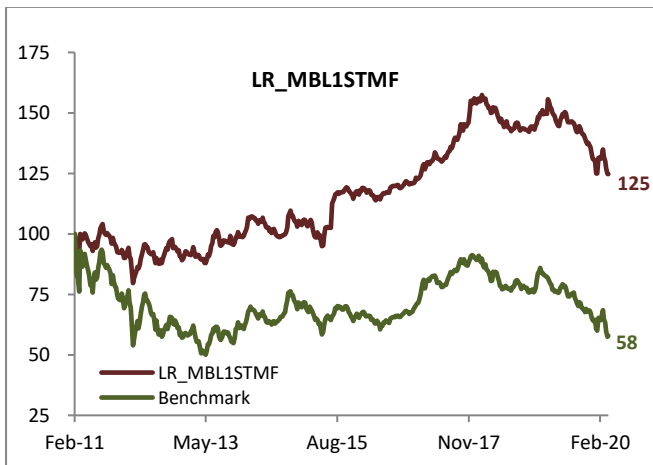
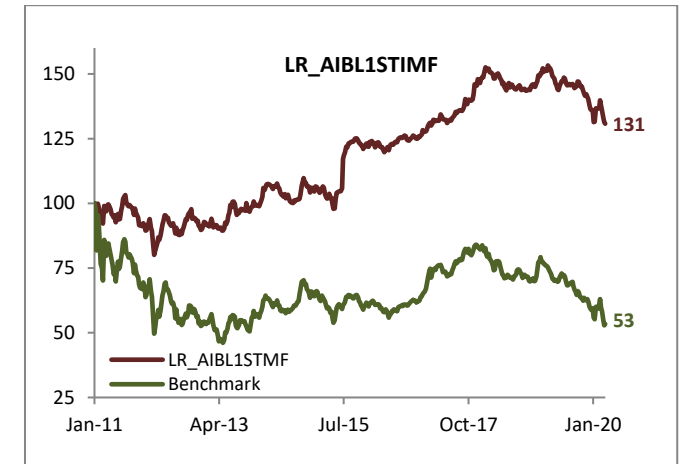
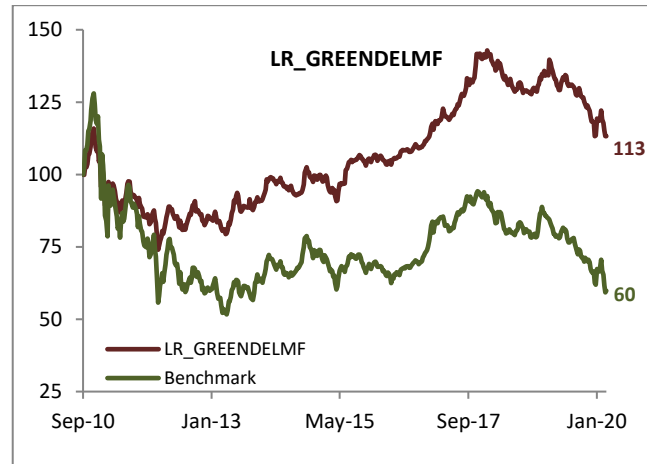
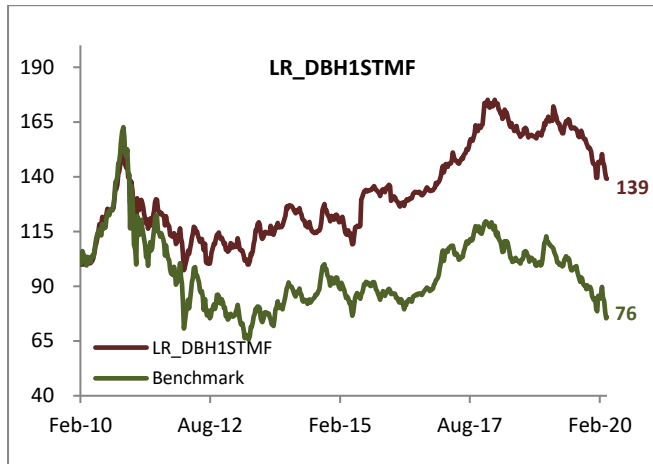
RISK DISCLOSURE:

PAST PERFORMANCE IS NOT AN INDICATION OF FUTURE RETURNS. INVESTMENT RETURNS ARE NOT GUARANTEED, AND INVESTMENT IN THE STOCK MARKET BEARS INHERENT RISKS INCLUDING LOSS OF ENTIRE PRINCIPAL. PLEASE READ FUND PROSPECTUS FILED WITH THE SECURITIES AND EXCHANGE COMMISSION CAREFULLY BEFORE INVESTING.



LR GLOBAL BANGLADESH ASSET MANAGEMENT COMPANY

LISTED MUTUAL FUND PERFORMANCE SUMMARY



- 1. Benchmark:** In January 27, 2013, DSE launched a new benchmark DSEX (free float adjusted index) which was developed by S&P. The previous benchmarks (DGEN, DSI & DS20) have been discontinued. 2013 benchmark return has been restated by combining DSEX & DGEN. All the benchmark returns before 2013 have been calculated based on DGEN.
- 2. Inception Date:** Inception dates for the graphs are the first trading days of the respective LR mutual funds.
- 3. Calculation Date & Sources of Data:** All the indices presented above are calculated based on the NAV published on every *Sunday* (or the first working day of the week) on the *DSE web site* (www.dsebd.org). NAV published on Sunday is assumed to be the NAV at the close of operation in the prior week.
- 4. Return Methods:** Returns represented by the index values are time weighted returns of the respective mutual funds.
- 5. Calculation Formula:** Return for the Week, $Tw = \frac{\text{Latest Reported NAV in Week } W^T - \text{Addition of Funds during the Week} + \text{Dividend for the Week} - \text{Last Reported NAV in Week } W^{(T-1)}}{\text{Last Reported NAV in Week } W^{(T-1)}}$
 $\text{Index } T = (1 + Tw) * \text{Index } T-1$, where, Index T = Index at the end of the week; Tw = Weekly Return on Net Asset Value; Index $T-1$ = Index at the end of the previous week.
- 6. NAV on the Inception Day of Each LR Global Managed Funds:** On inception dates, each fund is considered to have NAV equal to face value.

RISK DISCLOSURE:

PAST PERFORMANCE IS NOT AN INDICATION OF FUTURE RETURNS. INVESTMENT RETURNS ARE NOT GUARANTEED, AND INVESTMENT IN THE STOCK MARKET BEARS INHERENT RISKS INCLUDING LOSS OF ENTIRE PRINCIPAL. PLEASE READ FUND PROSPECTUS FILED WITH THE SECURITIES AND EXCHANGE COMMISSION CAREFULLY BEFORE INVESTING.



LR GLOBAL BANGLADESH ASSET MANAGEMENT COMPANY

LISTED MUTUAL FUND PERFORMANCE SUMMARY

Annualized Return since Inception of LR Global Managed Funds as on

Thursday, 25th Mar, 2020

Fund Name	Inception Date	Time weighted Annualized Return		Money Weighted Annualized Return		Annualized Return of Benchmark
		LR Funds	Excess over Benchmark	LR Funds	Excess over Benchmark	
LR_DBH1STMF	4-Feb-10	3.3%	6.0%	4.2%	6.8%	-2.7%
LR_GREENDELMF	23-Sep-10	1.3%	6.6%	1.6%	6.9%	-5.3%
LR_AIBL1STMF	6-Jan-11	3.0%	9.6%	3.2%	9.8%	-6.6%
LR_MBL1STMF	3-Feb-11	2.5%	8.3%	2.8%	8.6%	-5.8%
LR_LRGLOBMF1	15-Sep-11	3.5%	7.7%	3.5%	7.8%	-4.2%
LR_NCCBLMF1	24-May-12	3.6%	5.5%	3.3%	5.2%	-1.9%

Cumulative Return since Inception of LR Global Managed Funds as on

Thursday, 25th Mar, 2020

Fund Name	Inception Date	Time weighted Cumulative Return		Money Weighted Cumulative Return		Cumulative Return of Benchmark
		LR Funds	Excess over Benchmark	LR Funds	Excess over Benchmark	
LR_DBH1STMF	4-Feb-10	39.1%	63.1%	51.3%	75.4%	-24.0%
LR_GREENDELMF	23-Sep-10	13.3%	53.5%	16.5%	56.7%	-40.2%
LR_AIBL1STMF	6-Jan-11	30.8%	77.5%	22.6%	69.2%	-46.6%
LR_MBL1STMF	3-Feb-11	24.7%	66.8%	29.0%	71.0%	-42.1%
LR_LRGLOBMF1	15-Sep-11	34.3%	65.1%	34.5%	65.3%	-30.8%
LR_NCCBLMF1	24-May-12	32.0%	46.0%	29.2%	43.1%	-14.0%

Calculation Details:

- Inception Date:** For each individual fund, the inception date is the first reporting date of NAV of each fund, as published on the Dhaka Stock Exchange website on the launch of trading.
- Time-weighted Return:** Time weighted (TW) return for each fund is calculated weekly using the following formula: Return for the Week, $TW = \frac{\text{Latest Reported NAV in Week } W - \text{Addition of Funds during the Week} + \text{Dividend for the Week} - \text{Last Reported NAV in Week } W^{(T-1)}}{\text{Last Reported NAV in Week } W^{(T-1)}}$
- Money-weighted return:** Money weighted (MW) return is calculated using modified IRR (MIRR) after considering every cash inflow and outflow from the fund since the inception date.
- Annualized Return:** Annualized return, for both time-weighted and money-weighted, are annualized returns since inception date of individual funds.
- Cumulative Return:** These are total returns since inception of individual funds.
- Benchmark:** In January 27, 2013, DSE launched a new benchmark DSEX (free float adjusted index) which was developed by S&P. The previous benchmarks (DGEN, DSI & DS20) have been discontinued. 2013 benchmark return has been restated by combining DSEX & DGEN. All the benchmark returns before 2013 have been calculated based on DGEN. The time-weighted and money-weighted returns of the Benchmark are calculated with respect to each fund's inception date for comparison. Note that the time-weighted and money-weighted returns for the Benchmark are same.

RISK DISCLOSURE:

PAST PERFORMANCE IS NOT AN INDICATION OF FUTURE RETURNS. INVESTMENT RETURNS ARE NOT GUARANTEED, AND INVESTMENT IN THE STOCK MARKET BEARS INHERENT RISKS INCLUDING LOSS OF ENTIRE PRINCIPAL. PLEASE READ FUND PROSPECTUS FILED WITH THE SECURITIES AND EXCHANGE COMMISSION CAREFULLY BEFORE INVESTING.

